

May 2023

A Report on Faculty Political Diversity at Yale



**BUCKLEY
INSTITUTE**

Table of Contents

3 Introduction and
Methodology

4 Overview

5 Political Science

6 History

7 Philosophy

8 Economics

9 Yale Law School

Buckley Institute

Methodology

The mission of the Buckley Institute is to promote intellectual diversity and freedom of speech at Yale University. We aim to foster robust and open debate, provide a home for enlightened conservative thought, and expose students to often-unvoiced views. We believe that genuine intellectual diversity is essential for advancing critical inquiry and seek to challenge ideological complacency wherever it exists.

In furtherance of its mission to bring intellectual diversity to Yale's campus, the Buckley Institute researched faculty of key departments and their political affiliation.

Due to time and resource constraints, the Buckley Institute used as its main resource the Connecticut state voter file, i.e. the list of all registered voters in the state of Connecticut, dated February 3, 2023. Where voter registration for a particular faculty member was not available (e.g. for faculty registered in other states), the Buckley Institute searched the campaign donation databases of the Center for Responsive Politics and the Federal Election Commission to determine political affiliation. Our data below includes those cases where political activity aside from registration was used to determine political leaning.

Any individual listed as faculty by the department website is included in the data below. Certain department lists included emeritus faculty while others did not. For consistency, the Buckley Institute excluded all emeritus faculty from our data.

In cases where faculty were listed in more than one department or in a department and the law school, they were counted separately for each appearance as a member of the faculty. This better reflects the portion of each department's faculty of a particular political leaning.

Those registered as unaffiliated were not checked for additional political activity.

POLITICAL DIVERSITY AT YALE

Since its inception, the Buckley Institute has been dedicated to promoting free speech and intellectual diversity at Yale. While we have strived to provide alternatives to the campus orthodoxy, as the data below shows, Yale is doing little to expose its students to a diverse array of perspectives.

Our research found that among 4 relevant departments and the law school, 83% of faculty are registered as Democrats or have conducted political activity that heavily or exclusively supports Democrats; only 3.5% are Republican. According to the most recent Gallup survey of Americans conducted in March 2023, only 25% of Americans identify as Democrats versus an equivalent 25% who identify as Republicans. Independents too are cheated. They comprise 49% of Americans but only 13% of Yale faculty researched.

Yale's free speech principles, as embodied in the Woodward Report, call for "the right to think the unthinkable, discuss the unmentionable, and challenge the unchallengeable." Faculty, administrators, and students are all key to upholding that ideal.

Lauren Noble '11

Founder and Executive Director
Buckley Institute

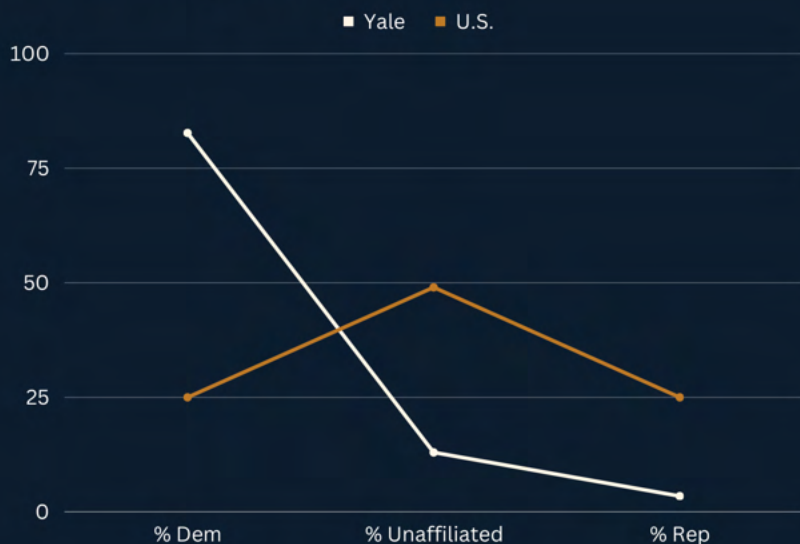


OVERVIEW

FACULTY ACROSS DEPARTMENTS

Depts included: Political Science, History, Philosophy, Economics, and Law School

U.S. Data: Gallup, 3/1-23



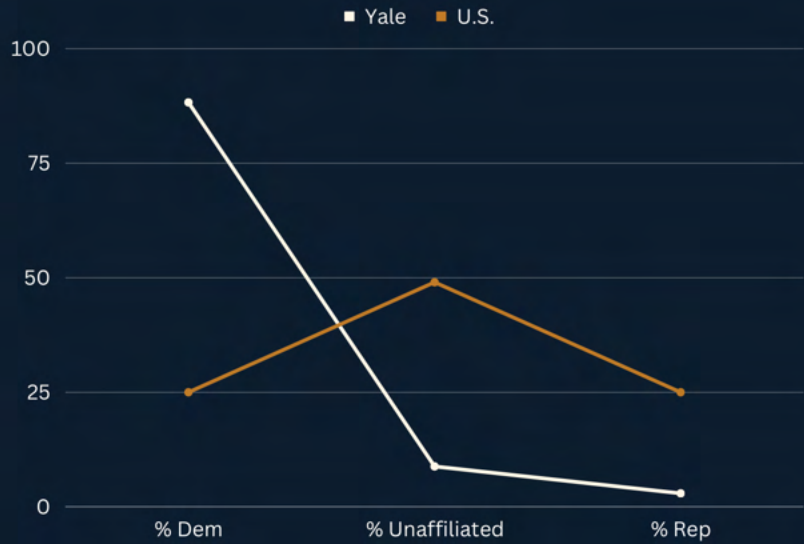
Total Faculty	Total Identified	Total Democrat Identified <small>(Registered and political activity)</small>	Total Republican Identified <small>(Registered and political activity)</small>	Total Registered <small>*</small>
306	231	191	8	199
% Democrat	% Republican	% Unaffiliated	Departments with 0 Registered Republicans	
82.68%	3.45%	12.99%	2	

* Includes 30 unaffiliated and 2 third party registrants



Department of Political Science

U.S. Data: Gallup, 3/1-23

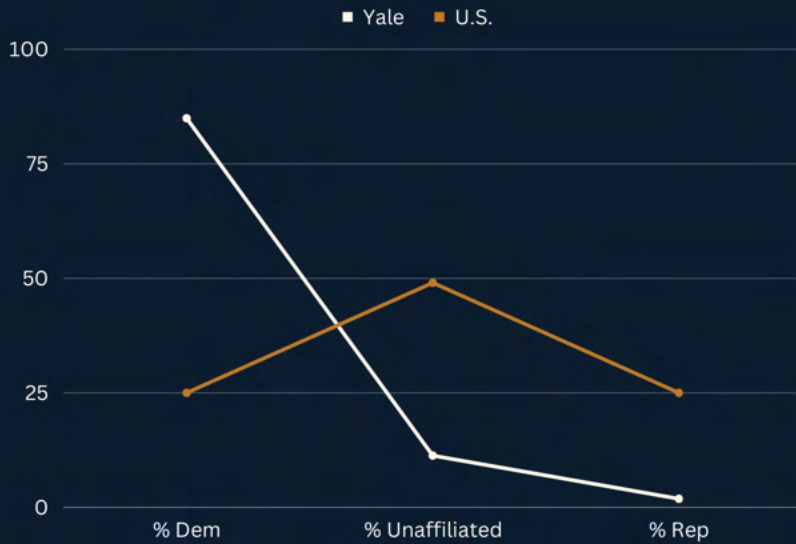


Total Faculty	Total Identified	Total Democrat Identified <small>(Registered and political activity)</small>	Total Republican Identified <small>(Registered and political activity)</small>	Total Registered *
47	34	30	1	31
	% Democrat	% Republican	% Unaffiliated	
	88.24%	2.94%	8.82%	

* Includes 3 unaffiliated registrants

Department of History

U.S. Data: Gallup, 3/1-23



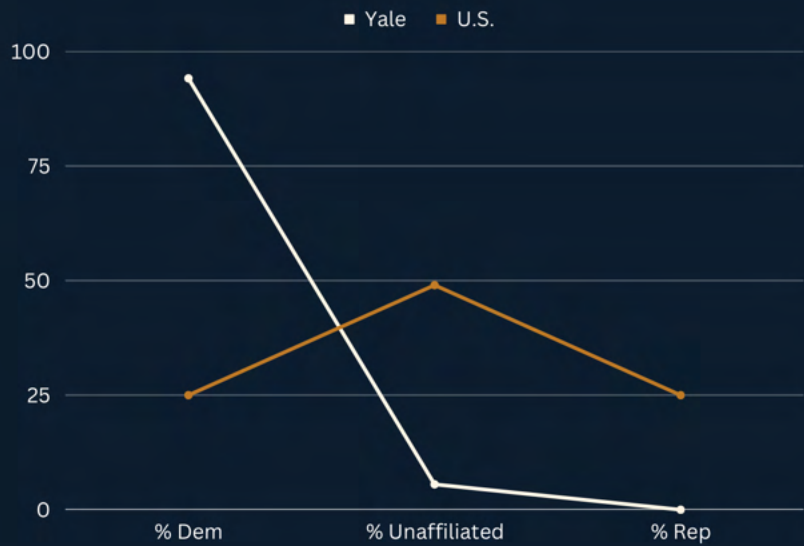
Total Faculty	Total Identified	Total Democrat Identified <small>(Registered and political activity)</small>	Total Republican Identified <small>(Registered and political activity)</small>	Total Registered *
68	53	45	1	46
% Democrat		% Republican		% Unaffiliated
84.9%		1.88%		11.3%

* Includes 1 Independent and 6 unaffiliated registrants



Department of Philosophy

U.S. Data: Gallup, 3/1-23

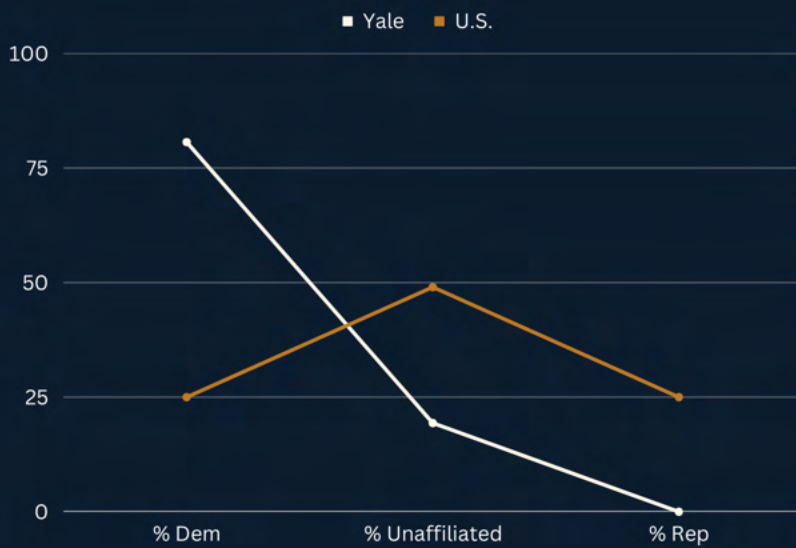


Total Faculty	Total Identified	Total Democrat Identified <small>(Registered and political activity)</small>	Total Republican Identified <small>(Registered and political activity)</small>	Total Registered *
27	17	16	0	16
% Democrat		% Republican		% Unaffiliated
94.11%		0%		5.88%

* Includes 1 unaffiliated registrant

Department of Economics

U.S. Data: Gallup, 3/1-23



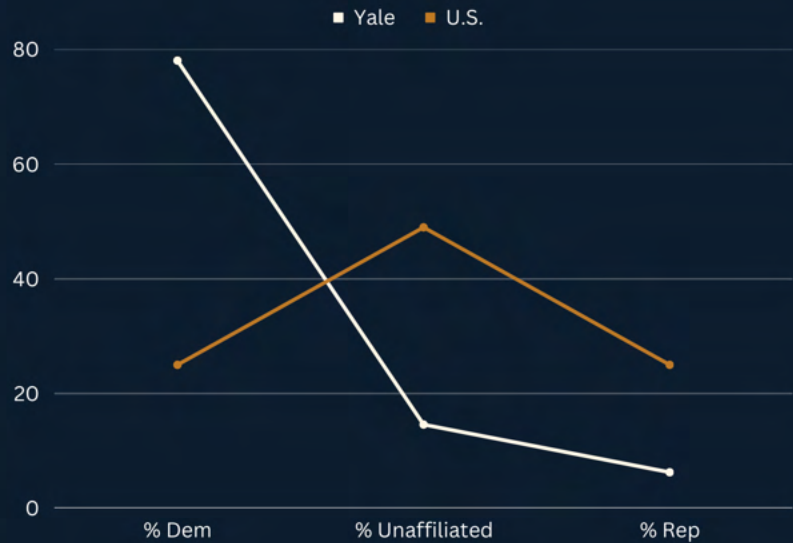
Total Faculty	Total Identified	Total Democrat Identified <small>(Registered and political activity)</small>	Total Republican Identified <small>(Registered and political activity)</small>	Total Registered *
52	31	25	0	28
% Democrat		% Republican		% Unaffiliated
80.65%		0%		19.35%

* Includes 6 unaffiliated registrants



Yale Law School

U.S. Data: Gallup, 3/1-23



Total Faculty*	Total Identified	Total Democrat Identified <small>(Registered and political activity)</small>	Total Republican Identified <small>(Registered and political activity)</small>	Total Registered *
112	96	75	6	77
% Democrat		% Republican		% Unaffiliated
78.1%		6.25%		14.58%

* Includes 1 Independent and 14 unaffiliated registrants



**BUCKLEY
INSTITUTE**

**Questions?
Contact us.**

www.buckleyinstitute.com
ari@buckleyinstitute.com

